



With advanced **EASY CLEAN** technology it is easy to remove most of the dirt and stains.

FARGOTEX®
furniture fabrics

TECHNICAL SPECIFICATION											
	Machine wash. Gentle 30 °C.	Machine wash. 40°C	Do not wash.	Hand wash.	Do not wring.	Iron, low.	Do not iron.	Do not bleach.	Do not expose to direct sunlight.	Do not dry clean.	Do not tumble dry.
apollo	✓			✓	✓	✓		✓	✓	✓	✓
astoria	✓			✓	✓	✓		✓	✓	✓	✓
cameleon	✓			✓	✓	✓		✓	✓	✓	✓
crocco		✓			✓	✓		✓	✓	✓	✓
diuna		✓			✓	✓		✓	✓	✓	✓
feria		✓			✓	✓		✓	✓	✓	✓
focus	✓				✓	✓		✓	✓	✓	✓
fushion			✓		✓		✓	✓	✓	✓	✓
glam velvet	✓			✓	✓	✓		✓	✓	✓	✓
infinity		✓			✓	✓		✓	✓	✓	✓
indygo		✓			✓	✓		✓	✓	✓	✓
lotos			✓		✓		✓	✓	✓	✓	✓
long island			✓		✓		✓	✓	✓	✓	✓
margo		✓			✓	✓		✓	✓	✓	✓
mineva ^{new}		✓			✓	✓		✓	✓	✓	✓
mont blanc	✓			✓	✓	✓		✓	✓	✓	✓
orion	✓			✓	✓	✓		✓	✓	✓	✓
penta		✓			✓	✓		✓	✓	✓	✓
porto	✓			✓	✓	✓		✓	✓	✓	✓
sofia	✓			✓	✓	✓		✓	✓	✓	✓
stone	✓			✓	✓	✓		✓	✓	✓	✓
vienna			✓		✓		✓	✓	✓	✓	✓

furniture store address



www.fargotex.pl



MAKE LIFE EASIER
with water cleaning






SIMPLE CLEANING

Textiles from the Magic Home collection are created with the advanced protection system ,Easy Clean’ which makes it easier to remove stains, without damaging the unique structure of the material. It’s true that, in three easy steps, you can remove nearly all types of grime. First, wet the area with clean water using a dampened paper towel. With very stubborn dirt it may be necessary to use a gentle detergent to remove the stain. Next, rinse the area with clean water until all the detergent has been removed and leave the material to dry. In the case of ink spots or lines on eco-leather, just use a rubber eraser or ethyl alcohol (rubbing alcohol) in spray form.



TECHNOLOGICAL INNOVATION

Thanks to the innovative production process, the fabrics are woven with a protective barrier. This makes the fibres particularly resistant to stains, keeping the furniture like new for longer.



HYDROPHOBICITY

Many of the textiles from the Magic Home collection are also treated with ,Easy Life’ which, thanks to the technology of Teflon, the fabrics do not absorb fluids; the liquid stays on the fabric surface. This treatment process certainly makes cleaning easier; spilled coffee or wine are simply removed with paper towel.



INCREDIBLE DURABILITY

High fiber durability parameters provide special resistance against tears and abrasions. These qualities will be appreciated by families with kids and animals.



ENVIRONMENTALLY FRIENDLY

Textiles from the Magic Home collection are in line with the REACH EU regulations, which means that the fabrics are free from concentrated harmful substances, and thereore do not pose a threat to human health or to the environment.



DESIGN

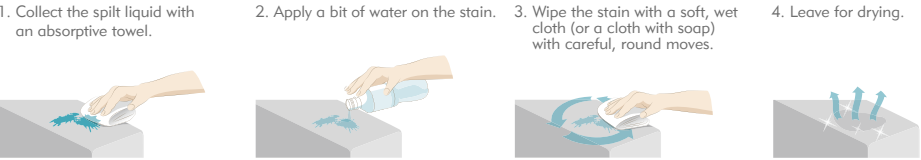
A stylish collection with a dazzling array of vivid colors is perfect combination to create a unique atmosphere in every home. A wide range of colours meets even the most sophisticated arrangement, and gives the interior an important aesthetic and utilitarian quality. From now on, clients do not need to be afraid of buying sofas in their favourite, or even brightest, colour.

✓**apollo** ✓**astoria** ✓**cameleon** ✓**crocco** ✓**diuna** ✓**feria** ✓**focus** ✓**glam velvet**
✓**indygo** ✓**infinity** ✓**lotos** ✓**margo** ✓**mineva** ^{new} ✓**mont blanc** ✓**orion** ✓**penta**
✓**porto** ✓**sofia** ✓**stone**

CLEANING MANUAL

LIQUID STAINS:

**Coffee, tea, juice
and the like.**



* In case of serious stains, soak the affected area again with water and wipe it with a microfibre cloth and a gentle detergent. Next, rinse the area with clean water until all the detergent has been removed and leave the material to dry.

INK STAINS:

**Pen, pencil, marker
and the like.**

- Use a paper towel to absorb the stain.
- Sprinkle the remains of the stain with water and once again drain with a paper towel until the stain is removed completely.
- In the case of problematic stains, soak the stain with water again and wipe with a microfiber cloth using green soap until the stain is removed completely.
- Then sprinkle with water and drain until the soap is removed completely.

STICKY STAINS:

**Ketchup, mayonnaise,
yogurt, sauces
and the like.**

- Remove the stain with a spoon: carefully, without pressing in or rubbing the smear in the fabric.
- Sprinkle the remains of the stain with water and drain with a paper towel.
- Sprinkle once again with water and wipe with a microfiber cloth.
- In the case of problematic stains, soak the stain with water again and wipe with a microfiber cloth using white soap until the stain is removed completely.
- Then sprinkle with water and drain until the soap is removed completely.

DRY STAINS:

**Ash, dust, powder
and the like.**

- Remove the surface dirt with a vacuum cleaner, use a dry cloth if necessary.
- Do not use water for these types of stains.

IMPORTANT INFORMATION

- Follow the cleaning manual step by step.
- Clean the stain immediately. If the immediate cleaning is not possible, spray a little water with soap on the stain using a soft cloth.
- In order to remove the remains of the soap from the fabric, sprinkle it with water and drain until the soap is removed completely.
- Use a paper tower only to drain, not to wipe.
- The microfiber clothes are recommended for cleaning.
- Remember that the cleaning process for brightly coloured textiles usually requires more care and attention.
- On the vertical surfaces the water should be sprayed (do not pour).
- Always use the clean part of the paper towel or microfiber cloth while cleaning.

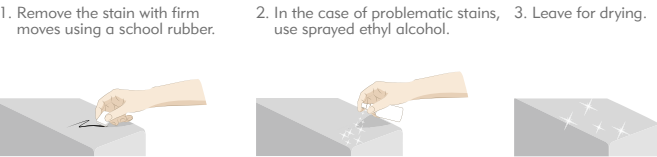
- In the case of washing the fabrics, first clean the fabric as described above, then wash it in 30°C manually or in the washing machine; use the ‘fine laundering’ option.
- If necessary, use a sponge instead of a brush. Rinse the fabric until the soap is removed completely. Dry flat.
- After the fabric has been cleaned/washed, it should be ironed on the right side with the use of an additional, white cotton fabric. The ironing is very important for the fabric to keep the easy cleaning features. Do not use steam while ironing.
- If the stain remains on the fabric for a long time or the inappropriate methods of cleaning are applied, this can have an adverse effect on the easy cleaning features.
- In order to maintain the aesthetic and function of the fabric, please vacuum it regularly (once a week) with a vacuum cleaner.
- A rotary drier for the complete drying of the fabric is not recommended. After the cover is placed on the furniture, in order to restore the fabric’s initial look, it should be wiped with a clean, soft microfiber cloth.
- Do not use cleaning agents other than the green soap.
- Do not put a big pressure on the fabric while cleaning.
- Do not use sharp cleaning tools, such as brushes.
- With a proper use, the easy cleaning features are active for up to 10 cleaning/washing cycles.
- Magic Home Collection fibers which have the hydrophobicity feature are: Astoria, Cameleon, Glam Velvet, Mont Blanc, Porto, Stone.

✓**fushion** ✓**long island** ✓**vienna**

CLEANING MANUAL

INK STAINS:

**Pen, pencil, marker
and the like.**



IMPORTANT INFORMATION

- Immediately clean the spilt liquid with a paper towel or a microfiber cloth.
- Do not use iron.
- Do not use eco leather care products based on kerosene nor the products containing bleachers, solvents or ammoniac.
- Eco leather cannot be exposed to excess humidity or dust.
- Avoid extensive stains on the product. Perform care treatments of the eco leather every 4-6 months using the appropriate care products. A well-kept eco leather is more resilient to dirt.
- Eco leather should not be exposed to direct sunlight (the material can fade).
- Avoid putting hot things on the product, such as iron, and do not place it near the heat sources, such as radiators or ovens. The recommended minimum distance to the heat source is 1 meter.